



KATALÓG SVIETIDIEL



Desk



Desk
152

Axel

□ 1 | 67312/31/10

💡 7W INCL.

1x GU10 | max. 7W | 230V | ☐

Y | 1334 | ← 166 | ↗ 223 |

MET SYN



Aaron

1 | 66460/31/10

2 | 66460/87/10

1x E27 | max. 60W | 230V |

| 1 372 | \leftrightarrow 155 | \nearrow 205 |

Lewis

3 | 66614/30/10

4 | 66614/87/10

PHILIPS 11W INCL.

1x G23 | max. 11W | 230V |

| 1 459 | \leftrightarrow 200 | \nearrow 595 |

Axel

5 | 67312/30/10

7W INCL.

1x GU10 | max. 7W | 230V |

| 1 334 | \leftrightarrow 166 | \nearrow 223 |



Steve

1 | 66221/17/10

PHILIPS 40W INCL.

1x G9 | max. 40W | 230V | ☐

| 1 441 | ↔ 140 | ↗ 336 |



Oliver

2 | 67113/30/10

3 | 67113/87/10

PHILIPS 40W INCL.

1x G9 | max. 40W | 230V | ☐

| 1 710 | ↔ 200 | ↗ 470 |



Martin

4 | 67201/11/10

1x E14 | max. 40W | 230V | ☐

| 1 370 | ↔ 145 | ↗ 170 |









Martin







■	1 67201/17/10
	1x E14 max. 40W 230V □
Y	1 370 ← 145 ↗ 170
	■ MET








Leo

	1 66210/48/10
	PHILIPS 60W INCL. 1x G9 max. 75W 230V 
	1 800 ← 175 ↗ 800
	

Yannick

	2 66222/17/10
	PHILIPS 40W INCL. 1x G9 max. 40W 230V 
	1 447 ← 140 ↗ 329
	

Benjamin

	3 66434/17/10
	1x E14 max. 40W 230V 
	1 520 ← 145 ↗ 345
	



Desk

157

Sullivan

1 | 66227/17/10

PHILIPS 60W INCL.

1x G9 | max. 60W | 230V | ☐

| 1 435 | ← 178 | ↗ 490 |

MET

Sullivan

2 | 66228/17/10

PHILIPS 60W INCL.

1x G9 | max. 60W | 230V | ☐

| 1 260 | ← 112 | ↗ 340 |

MET

Winston

3 | 67010/17/10

50W INCL.

1x GY 6,35 | max. 50W | 230V-12V | ☐

| 1 555 | ← 200 | ↗ 445 |

MET

Winston


4 | 67750/17/10

50W INCL.

1x GY 6,35 | max. 50W | 230V-12V | ☐

| 1 1430 | ← 260 | ↗ 600 |

MET



Carlton

- 1 | 900/21/30

- 2 | 900/21/87

- 50W INCL.**
1x GY 6,35 | max. 50W | 230V 12V | □

- | ↑ 1360 | ↔ 230 | ↙ 695 |

- MET SYN

Carlton

- 3 | 1200/21/30


- 4 | 1200/21/87

- 50W INCL.**
1x GY 6,35 | max. 50W | 230V 12V | □






- | ↑ 510 | ↔ 160 | ↙ 270 |

- MET SYN






Save energy 



Manuel

	1 67306/87/10
	11W INCL. 1x G23 max. 11W 230V 
	1 550 ↔ 210 ↗ 330
	









Patrick

	2 67307/47/10
	11W INCL. 1x G23 max. 11W 230V 
	1 515 ↔ 175 ↗ 665
	



Desk
160

Timo


	1 66615/20/10
	2 66615/30/10
	3 66615/32/10
	4 66615/46/10
1x E14 max. 12W 230V 	
 1 405 \leftrightarrow 225 \nearrow 260	
 	




Save energy 




Cooper

 1 | 66616/28/10

 2 | 66616/30/10

 3 | 66616/87/10

 **PHILIPS 8W INCL.**
1x E14 | max. 8W | 230V | 

 | 1 372 | ← 138 | ↗ 309 |




Ewan

 1 | 67200/35/10

 2 | 67200/53/10

 3 | 67200/93/10

1x E14 | max. 40W | 230V | 

 | 1350 | ← 160 | ↗ 360 |



Warren

1 | 66230/33/10

2 | 66230/35/10

3 | 66230/53/10

PHILIPS 60W INCL.
1x G9 | max. 60W | 230V |

| 1 476 | ← 184 | ↗ 405 |

MET SYN

Benny

4 | 66236/34/10

5 | 66236/35/10

6 | 66236/87/10


PHILIPS 60W INCL.
1x G9 | max. 60W | 230V |


| 1 296 | ← 120 | ↗ 229 |


MET SYN






Phil

 1 | 67107/33/10

 2 | 67107/35/10

 3 | 67107/53/10

 **PHILIPS 40W INCL.**
1x G9 | max. 40W | 230V | 

 | 1385 | ← 140 | ↗ 275 |



Ringo

- 1 | 12923/01/32
 - 2 | 12923/01/35
- 1x E14 | max. 40W | 230V |
- | 1 335 | ↔ 110 | ↗ 155 |
- MET SYN

Ringo

- 3 | 12923/01/53
 - 4 | 12923/01/87
- 1x E14 | max. 40W | 230V |
- | 1 335 | ↔ 110 | ↗ 155 |
- MET SYN

Benjamin

- 5 | 66434/87/10
 - 6 | 66434/91/10
- 1x E14 | max. 40W | 230V |
- | 1 520 | ↔ 145 | ↗ 345 |
- MET SYN



Samuel

■ 1 | 67002/91/10

35W INCL.
1x GY 6,35 | max. 35W | 230V 12V | □

| 1 475 | ↔ 110 | ↗ 125 |

MET SYN

Jerry

■ 2 | 82442/21/30

■ 3 | 82442/21/87

35W INCL.
1x GY 6,35 | max. 35W | 230V 12V | □

| 1 500 | ↔ 105 | ↗ 230 |

MET SYN

Tommi

■ 4 | 83244/21/30

■ 5 | 83244/21/34

■ 6 | 83244/21/35

■ 7 | 83244/21/87

20W INCL.
1x G4 | max. 20W | 230V 12V | □

| 1 440 | ↔ 117 | ↗ 430 |

MET SYN



Architect

1 | 12830/01/87

1x E27 | max. 60W | 230V | ☐

| 1 900 | ↔ 190 | ↗ 800 |

MET SYN

Architect

2 | 12831/01/30

3 | 12831/01/31

1x E27 | max. 60W | 230V | ☐

| 1 800 | ↔ 185 | ↗ 600 |

MET SYN

Lollipop

4 | 12933/21/30


11W INCL.
1x G23 | max. 11W | 230V | ☐

| 1 800 | ↔ 340 | ↗ 750 |

MET SYN




Desk
168




James

1 | 66612/06/10

 **PHILIPS 14W INCL.**

1x E27 | max. 14W | 230V | 


 | ↑ 100 | ↔ 110 | ↘ 476 |




James

2 | 67653/06/10

 **PHILIPS 14W INCL.**

1x E27 | max. 14W | 230V | 

 | ↑ 1320 | ↔ 220 | ↘ 655 |






James

 1 | 66613/06/10

 **PHILIPS 14W INCL.**

1x E27 | max. 14W | 230V | 

 | 1 421 | ← 172 | ↗ 500 |







Desk
170

Flamingo

■ 1 | 929/21/17

 35W INCL.


1x GY 6,35 | max. 35W | $\frac{230V}{12V}$ | 

 | 1370 | \leftrightarrow 225 | \swarrow 600





3
⏻



1
⏻



2
⏻

Flamingo

1 | 929/21/06

35W INCL.

1x GY 6,35 | max. 35W | $\frac{230V}{12V}$ | \square

| 1370 | \leftrightarrow 225 | \swarrow 600 |

MET

Flamingo

2 | 1229/21/06

35W INCL.

1x GY 6,35 | max. 35W | $\frac{230V}{12V}$ | \square

| 1500 | \leftrightarrow 150 | \swarrow 350 |

MET